




Beijing Jingneng Clean Energy Co., Limited
北京京能清潔能源電力股

(7)
(11)
(111)

V
(7) 2 02



39 82 5 36 37 38
2022 12 29 91 93 6 8
802 (<http://www.hkexnews.hk>)
2022 12 28



.....	1
.....	5
.....	37
.....	39
.....	83
.....	87
2 02	91



60% 20% 66.83% 20%

5.72%

2.72%

H



2022 12 29
6 8 802
2022

2022 11 8

2022 11 8

2022 11 8

2022 11 8

2022 11 8

2022 11 8


H

1.00



571 6

2022 12 6



1 118

1
31

(7)
(77)
(777)

V
(7) 2 02

2022 11 8

(1)

(2)

(3)

(4)

(5)

(7)

2022 11 8

2023 1 1

2025 12 31

•

[2007]1195

•

2025 12 31

2,351.80

2025 12 31

•

2021 12 31

1,075.4

1,845.0

2022 6 30

1,735.5



•

•

•

11 15

3 15

•

2019 2021

26.0
90.4

2019 2022

2021 12 31

2025 12 31

82.6

2,351.80

(i)

(ii)

(iii)



5%

14A

(11)

2022 11 8

2023

1 1 2025 12 31

(i)

(ii)

			2025 12 31	
		4,000.0	6,000.0	7,500.0
(i)	2021 12 31		2022 6 30	

				2,817.0		2,886.0
2,505.0	(ii)					
					2025 12 31	
					3,000	
		2023	2024	2025		
			3,000		6,000	9,000
				2025		

(i)

(ii)

(iii)

-
-
-
-
-

	2022 5 10	2022 5 30	2022 6 20
2022 5 30		84.68%	
	20%		



84.68%

15.32%

14A.16(1)

14A

5%

14A

(111)

2022 12 31

2022 11 8

2023

1 1

2025 12 31



16

16

2019 1 1

16

16

226

2021 9 28

(i)

(ii)

2025 12 31
1,000.0

•

400

2025 12 31
1,000

2025 12 31

2021 12 31

2021 12 31

7,323 2020 12 31 5,709

2019 12 31 4,470

2021 12 31 2020 12 31

1,614

1,239

•

(V)

•

•

•

68.68%

5%

14A

5%

25%

14

14A.52

fHE3umX, _dm@1890006n68M jCCm, dMX, d(b(F f:6v)j (•

V
(7)

2022 6 20 2022 7 15

2022 7 27

2022

8 17

2022 12 31

2022 11

8

2023 1 1

2025 12 31

•

2025 12

•

•



-
-
-

68.68%

5%

14A

100%

14

25%

14A.52



(ii) (i) (iii)

V
()

2022 11 8

2023 1 1 2025 12 31



16

16

2019 1 1

16

16



(i)

(ii)

2025 12 31
3,000.0

•

2021 12 31

2022 6 30

247.7

518.6

•

1,000

2025 12 31

400

2025 12 31

2021 12 31

2021 12 31

7,323

2020 12 31

5,709

2019 12 31

4,470

2021 12 31

2020 12 31

1,614

1,239

•

(III)

(i)

(ii) 2021

1 1 2022 9 30

(a)

50

226

(b)

1,150

2,930

(i)

(ii)

(iii)

(i) (ii)

•

-

-

-

-

14A.16(1)

14A

5%

25%

100%

14A.52

2022 (i) 2021 (ii)
(iii)

V
(7)

2022 11 8

2023 1 1 2025 12 31

(i)

(ii)

(iii)

(i)

	2025	12	31					
				8,000.0	9,500.0			
11,000.0								
				2025	12	31		
	(i)	2021	12	31		2022	9	30
						2,892.9		
3,986.4		6,488.0		(ii)		2022		
						2021	12	31
						256.8		
305.5	(iii)							
				(iv)				

(v)

(ii)

14A

(iii)

	2025	12	31					
			15.0		(i)	2021	12	31
	2022	6	30			17.4		
14.4		2.2		(ii)				



-

-

-

-

-



•

68.68%

5%

14A

14.04(1)(e)

25%

100%

14

(V)

(II)

(i)

(a)

(b)

(ii)

(iii)

(i) (ii)



61.64% 5.72% 2.72% 1.12% 0.19%

(i)

(ii)

(iii)

68.68%

68.68%

14A.07(1)

20% 20%

14A.07(4)

66.83%

60%




14A.07(4)

84.68% 15.32%

14A.16(1)

2022 12 29 6 8
802 2022 12 12 2022 12 12
(<http://www.hkexnews.hk>)
2022 12 21 H
H 2022 12 22 2022 12 29

2022 12 12



(7)
(77)
(777)

2022 12 12

5 36

39 82

總

2022 12 12



88
173

12 1209

(1)

1)
(3)

(ii)

(i)

(iii)

(iv)

(v)

(vi)

2022 12 12



2022 11 8

2023 1 1

2025 12 31

14A

2022 11 8

2025 12 31

2023 1 1

14 14A

2022 11 8

31

2023 1 1

2025 12

14 14A

2022 11 8

2025 12 31

2023 1 1

14 14A

2022 11 8

2023 1 1

2025 12 31

14

14A

2022 11 8

2023 1 1

2025 12 31

14A

14A

(i)

(ii)

(iii)

14A.52



		H	2020	12	31	(i)
	(ii)					
25		(iii)			2021	11
30		(iv)			2022	5
		2022	8	17		

		(i)	13.84
(ii)			

13.80

4.2

		2022 6 30		2021
12 31		2 0 1		
	2021 12 31		12,444	2022 6 30
13,400				4,702
		40%		40%

4.3

(I)

2022 11 8

(i)

(ii)

2023 1 1 2025 12 31

[2007]1195

(i)

(ii)

(i)

(ii)

4

	(i)	2021 12 31	2022 6 30	2022 12 31	2025 12 31
	(ii)				
		£ 31	£ 31	£ 31	£ 31
		2 0 0	2 0 1	2 0 2	2 0 2
		2 0 0	2 0 1	2 0 2	2 0 2
		1,845.0	1,735.5	1,075.4	
		2,271.80	2,271.80	2,271.80	
		81.21%	76.39%		
		£ 31	£ 31	£ 31	£ 31
		2 0 3	2 0 4	2 0 5	
		2,351.80	2,351.80	2,351.80	
		2022 6 30			
		2025 12 31			
	(I)				
			2025 12 31	2025 12 31	
			28,670,000	(ii)	88
		2021	2025 12 31		
			9.1%		
			2021 12 31		
		2020		2019 12	
	31	11.2%	2021	2020	



2.7% 2022 6 30
2021 10.3% 2025 12 31
2021 9.1%

2025 12 31

2019 2022 88
82.6 90.4

2019 2020
2025 12 31

2025 12 31

2025 12 31

5%

2025 12

31

5

(i)

(ii)

1

2



3

(III)

2022 11 8

(1)

(2)

(III)

2023 1 1 2025 12 31

(i)

2022 6 20 2022 7 15

42

42

28

(ii)

2021



2 0 1 12 2022
2 0 2

(i)
2021 2022 12 (ii)
(iii)

(III)

2021 12 31

2022 9 30



2022 1 1

2022

2022

4

2025 12 31

₪ 31	2 0 3	₪ 31	2 0 4	₪ 31	2 0 5
	1,000.00		1,000.00		1,000.00

226

2025 12 31

(III)

- (i)
- (ii)

•

•

2025 12 31

2025 12 31
400

•

(i) 2021 12 31

(ii) 2025 12 31

1,000

2025 12 31

1,400

2025 12 31

2021 12 31

7,323

2020 12 31

5,709

2019 12 31

4,470

2021 12 31

2020 12 31

1,614

1,239

2025 12 31

1,400

2025 12 31

1,000

(i)

(ii)

2021 1 1

2022 9 30

(i)

(ii)

F2.

(iii) 2021 1 1

2022 9 30

(a)

2025 12 31

5

(i)

(ii)

•

• 1

• 2



13

(IV)

2022 11 8

(i)

(ii)

2023 1 1 2025 12 31



(i)

2021

2022

12

(ii)

(iii)

(i)

(ii)

(LPR)

(iii)

•

•

		(4) (3)
		(5) (2)

(260)	2022 10 25	(i) (ii) (iii)
(730)	2021 8 23	10% 1.5% 1% 5%
(1606)	2020 5 11	(1) (2) LPR

		LPR
		100BP
(3366)	2020 5 18	<p style="text-align: center;">(i)</p> <p>(ii) (i)</p> <p style="text-align: center;">(i)</p> <p style="text-align: center;">(ii)</p>

		(iii) (iv) (v)
(1563)	2019 9 20	(1) (2) (3)

		(4)
		(5)
		(6)

2019 1 1

(1601)		

2025 12 31



	2025	12	31		(A) (i) 2024
	2025				(ii)
2024			2025		(B) (i) (ii)
		2024		2025	

2025 12 31

5

(i)
(ii)

1

84.68% 15.32% 14A.16(1)

2



2022 11 8

B.2

3

(V)

2022 11 8

(1)

(2)

(V)

2023 1 1 2025 12 31

(i)

2021 2022 12

(ii)

(iii)



(V)

B.3

4

	2025 12 31		
	2023 12 31	2024 12 31	2025 12 31
	3,000.00	3,000.00	3,000.00
2022 6 30			247.7
518.6			

2025 12 31
(V)

- 2023 2025

2025 12 31

-

2025 12 31

2025 12 31

2025 12 31

2022 11 13
2021 12 31

201 200
1 31 1 31

10% 23.69 20.17

100%

100% 1.87 0.87

70% 60.82 62.21

20% 0.15 0.27

5%

2020 2021
2021 12 31

2021 12 31
12 31

2021

2

3

(VI)

2022 11 8

(i)

(ii)

(VI)

2022 6 2022 9

4

(i)
2025 12 31

(ii)

	2020 6 30	2021 6 30	2022 6 30
	2,892.9	3,986.4	6,488.0
	3,000	4,000	6,500
	96.4%	99.7%	99.8%

2023 2024 2025
₪ 31 ₪ 31 ₪ 31

8,000 9,500 11,000

2022 9 30

(VI)

2025 12 31

1,500

2022 2022 6 30 (i)
53.2 (ii)
119.8 2022 6 30

173.0



	2 0 1 1 31	2 018 1 31		
	18,358.83	16,238.81	2,120.02	13.06%

	2 02 6 30	2 019 6 30		
	5,315.46	3,940.38	1,375.08	34.90%
	11,977.47	5,672.56	6,304.91	111.15%
	17,292.93	9,612.94	7,679.99	79.89%

2021
2018
2022 6 30

2019 6
30

2021	2020	17,003.3
2021	18,358.8	2020 2021
	7.97%	1,355.5
		2,892.9
1,093.5	3,986.4	

2022 12 31

(i) 2022 6 30

4,713.2 (ii)



2022 6 30
1,112.02

2022 6 30
107.00

(i) 2022 6 30 2025 12 31

(ii)

2022 9 30
2025 12 31

2025 12 31

5

(i)

(ii)

F

F₁

84.68%

15.32%

14A.16(1)

F₂

(II)



84.68%

(i)

2022 11 8

(iii)

(iv)

2023 1 1 2025 12 31

(i)

•

•

(ii)

(II)

F 4

	2025	12	31						
	<u>₪</u>	<u>31</u>	<u>2 0 3</u>	<u>₪</u>	<u>31</u>	<u>2 0 4</u>	<u>₪</u>	<u>31</u>	<u>2 0 5</u>
			4,000			6,000			7,500
		2021	12	31		2022	6	30	
									2,817.0
	2,886.0			2,505.0					



			2025 12 31	
		3,000		
2023	2024	2025		
3,000	6,000		9,000	
	2022 6 30			
			1,840	
				2025
12 31				
		2025 12 31		
				2025
12 31				
F				
5				
	(ii)	(i)		
		14A.53	14A.59	(i)
				(ii)



(iii)

(i)

(ii)

(iii)

(iv)

(i)

(ii)

2022 12 12

6

25

2022 2022 6 30
 2022 27 64 2022 9 29

https://www1.hkexnews.hk/listedco/listconews/sehk/2022/0929/2022092900482_c.pdf

2019	2020	2021	12	31		
2019	12	31			83	219
77	213		2021	12	31	2020 12 31
						79 237

https://www1.hkexnews.hk/listedco/listconews/sehk/2022/0428/2022042800951_c.pdf

https://www1.hkexnews.hk/listedco/listconews/sehk/2021/0427/2021042701437_c.pdf

https://www1.hkexnews.hk/listedco/listconews/sehk/2020/0428/2020042802467_c.pdf

2022 10 31

2 02 10 31

259,290.00
 3,868,760.00

httM(m3,6k9f,f (b201EM,8d(b3v (v (oFE,f,f (EXcmujM,_,d(btCMMc3t868,760.00v (c

2 02 10 31

940,800.00
1,635,760.00

21,755,542.00
25,768,945.00

2022 10 31

	(a)			
(b)	(c)			(e)
		(d)		

2022

2022



2022

100

2022

2022

CCER

1

2

XV 7 8

XV

352

XV 2 3

3

2021 12 31

4

5

•

2022 5 10 84.68%

20% 2022 5 10 84.68%

20%

6

12 2022 12

6

(i) (ii)

(iii) 2021 12 31



8

2021 12 31

9

10

1 118

6 7-9

11

<http://www.hkexnews.hk>

<https://www.jncec.com/>

(a)

(b)

(c)

(d)

(e)

(f)



Beijing Jingneng Clean Energy Co., Limited
北京京能清潔能源電力股

2 02

2022 12 29

6 8 802

- 1.
- 2.
- 3.
- 4.
- 5.
- 6.
- 7.

2022

2022 12 12

1 H H

H 2022 12 22 2022 12 29
H 2022 12 21

H 2022 12 21
183 17 1712-16
H

2

H 2022 12 28 24
183 17M H

3

6 7 8
(86 10) 8740 7010 (86 10) 8740 7065

4

5

6